

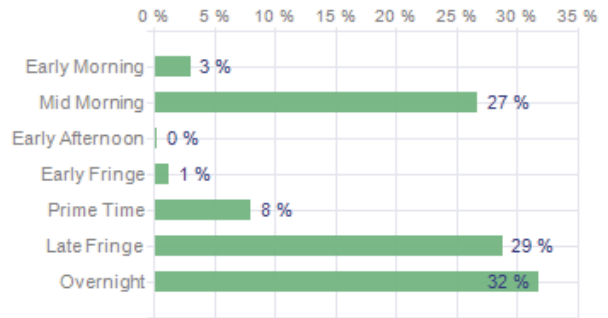
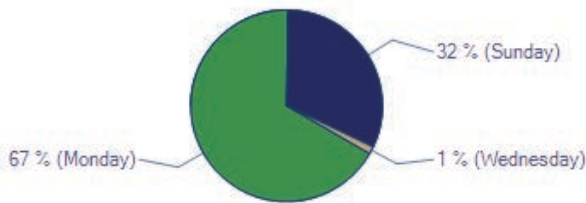
Carriage Summary

Red Dot on the Ocean: The Matthew Rutherford Story

8/20/2019 - 9/18/2019
<https://www.reddotontheocean.com>

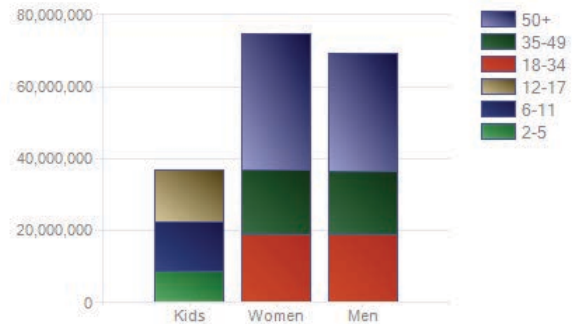
	Telecasts	Channels	Markets	States	% Coverage
All Channels	396	151	98	38	64.48 %
Main Channels	2	1	1	1	0.24 %
Primary Channels	2	1	1	1	0.24 %
Metered Channels	119	45	37	27	52.82 %
Sub Channels	394	150	97	38	64.24 %
Secondary Channels	394	150	97	38	64.24 %

Distribution of Airings by Day and Daypart



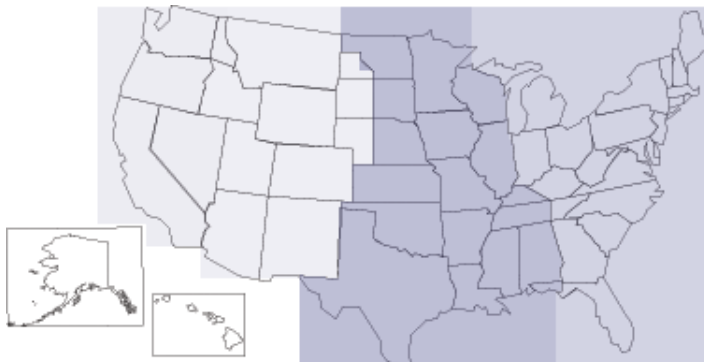
Demographic Information of Potential Audience

Demo Group	Men	Women	Total
People 2+			180,830,312
DMA Households			71,086,250
Kids 2-5			8,680,222
Kids 6-11			13,688,685
Kids 12-17			14,534,505
Adults 18-34	19,006,183	18,956,899	37,963,082
Adults 35-49	17,227,402	17,930,683	35,158,085
Adults 50+	33,094,798	37,710,935	70,805,733



Distribution of Airings by Time Zone

Other	Pacific	Mountain	Central	Eastern
1 %	14 %	12 %	43 %	30 %



Penetration by Market Rank

Rank	Percent
Top 25	76 %
26 to 50	56 %
51 to 100	44 %
101+	39 %

Episodes

Century	Percent
Unknown	100 %

Carriage Summary
Red Dot on the Ocean: The Matthew Rutherford Story
8/20/2019 - 9/18/2019
<https://www.reddotontheocean.com>

All Station Coverage Map

